

# HOUSE FINANCIAL SERVICES COMMITTEE

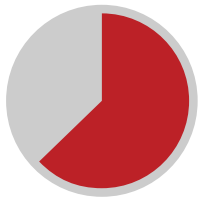
## Chair



**Rep. Jeb Hensarling**  
(R-TX)

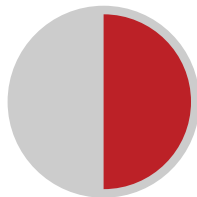
**Rep. Hensarling also donated \$2.3 MILLION**

to the NRCC and other House Republicans through his leadership PAC between January 2009 and December 2016



**Where did the money come from?**  
**~\$1 OF EVERY \$2**

in Rep. Hensarling's campaign war chest came from finance, insurance and real estate sector donors



**raised \$10.1 MILLION**

for his campaign committee from January 2009 to December 2016



**of that, \$6.3 MILLION**

was transferred from his campaign committee to the NRCC



**That's ~\$3 OF EVERY \$5**

raised between January 2009 and December 2016 that he directly transferred to NRCC



**raised \$3.7 MILLION**

for her campaign committee from January 2009 to December 2016



**of that, \$707,000**

was transferred from her campaign committee to the DCCC



**That's ~\$1 OF EVERY \$5**

raised between January 2009 and December 2016 that she directly transferred to DCCC



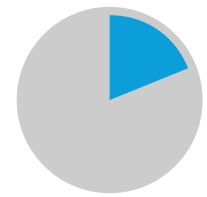
## Ranking Member



**Rep. Maxine Waters**  
(D-CA)

**Rep. Waters also donated \$91,000**

to the DCCC and other House Democrats through her leadership PAC between January 2009 and December 2016



**Where did the money come from?**  
**~\$1 OF EVERY \$4**

in Rep. Waters' campaign war chest came from finance, insurance and real estate sector donors

# Appendix 1.1: House Financial Services Committee

Rep. Jeb Hensarling (R-TX), the current chair of the House Financial Services Committee					
Election cycle	2009-2010	2011-2012	2013-2014	2015-2016	Combined Total, 2009-2016
Position	Member: Financial Services Cmte and Budget Cmte	Vice Chair: Financial Services Cmte	Chair: Financial Services Cmte	Chair: Financial Services Cmte	
Total raised for his campaign committee	\$1,745,500	\$3,017,392	\$3,121,515	\$2,237,757	\$10,122,164
Raised from finance, insurance and real estate sector interests	\$831,860	\$1,321,706	\$1,630,186	\$1,283,695	\$5,067,447
Percent raised from finance, insurance and real estate sector interests	47.7%	43.8%	52.2%	57.4%	50.1%
Transfers to NRCC from his campaign committee	\$762,208	\$1,512,000	\$2,130,739	\$1,944,000	\$6,348,947
Percent of campaign receipts transferred to NRCC	43.7%	50.1%	68.3%	86.9%	62.7%
Additional leadership PAC giving	\$355,500	\$634,719	\$725,403	\$535,000	\$2,250,622
Transfers to NRCC from leadership PAC	\$15,000*	\$0	\$30,000	\$45,000*	\$90,000
Contributions to other House GOP candidates from leadership PAC	\$340,500	\$634,719	\$695,403	\$490,000	\$2,160,622
Combined financial aid to NRCC and other House candidates	\$1,117,708	\$2,146,719	\$2,856,142	\$2,479,000	\$8,599,569

Rep. Maxine Waters (D-CA), the current ranking Democratic member on the House Financial Services Committee					
Election cycle	2009-2010	2011-2012	2013-2014	2015-2016	Combined Total, 2009-2016
Position	Member: Financial Services Cmte and Judiciary Cmte	Member: Financial Services Cmte and Judiciary Cmte	Ranking Member: Financial Services Cmte	Ranking Member: Financial Services Cmte	
Total raised for her campaign committee	\$694,021	\$729,888	\$1,301,924	\$953,624	\$3,679,457
Raised from finance, insurance and real estate sector interests	\$44,994	\$156,500	\$435,870	\$305,751	\$943,115
Percent raised from finance, insurance and real estate sector interests	6.5%	21.4%	33.5%	32.1%	25.6%
Transfers to DCCC from her campaign committee	\$0	\$207,000	\$215,000	\$285,000	\$707,000
Percent of campaign receipts transferred to DCCC	0.0%	28.4%	16.5%	29.9%	19.2%
Additional leadership PAC giving	\$7,500	\$28,500	\$31,500	\$23,800	\$91,300
Transfers to DCCC from leadership PAC	\$0	\$15,000*	\$10,000	\$15,000*	\$40,000
Contributions to other House Dem candidates from leadership PAC	\$7,500	\$13,500	\$21,500	\$8,800	\$51,300
Combined financial aid to DCCC and other House candidates	\$7,500	\$235,500	\$246,500	\$308,800	\$798,300

## Methodology:

Unless otherwise noted, all figures are from the Center for Responsive Politics. Issue One analyzed trends related to fundraising for the highest-ranking Democrat and Republican on each A committee, including money raised from top industry supporters and contributions made to other House candidates and the arms of the Democratic and Republican parties focused on aiding House candidates.

The specific sector shown above represents this member of Congress' top financial backer between January 2009 and December 2016, according to the Center for Responsive Politics. The percentage raised from each sector was calculated by dividing the sector-specific fundraising figure by the total fundraising figure. The percentage transferred to the DCCC or NRCC was calculated by dividing the amount transferred by the total fundraising figure.

The additional leadership PAC giving reflects the combined sum of a lawmaker's leadership PAC transfers to the party's House-focused arm, plus leadership PAC funds given directly to other

House candidates as identified by the Center for Responsive Politics. This does not include certain other leadership PAC contributions, such as money given to joint fundraising committees, state parties or non-House candidates.

\* Transfers to the DCCC and NRCC displayed by the Center for Responsive Politics were cross-referenced against primary source documents on the website of the Federal Election Commission. In cases of discrepancies, which are denoted by an asterisk, Issue One used figures from FEC filings after consulting with the Center for Responsive Politics.

The combined financial aid to other House candidates and the party's House-focused arm was calculated by adding the campaign-to-party transfer amount to the additional leadership PAC giving amount. This analysis does not include the unknown amount of money for which a member of Congress is credited by the party for directly raising for the DCCC or NRCC.

Please cite as an Issue One analysis of data from the Center for Responsive Politics and the Federal Election Commission.